




Resource Guide on


Design Inspirations



1 RESOURCE GUIDE ON DESIGN INSPIRATION

Look for inspiration everywhere. Inspiration has an impact on your creativity. You will need to know the current design standards and attempt to maintain, or even surpass them, depending on the requirements.

Muz.li



This is an amazing website to know the trends in the design industry. It curates articles from across the design spectrum, ranging from architecture, interior design to art and so on. It also comes with a Chrome plugin where it pushes all the great design inspiration when you open a new tab.

How to use it

Head over to Muz.li for a specially curated list of articles and inspirational pieces, or, install it as your new-tab chrome extension and your chrome default tab becomes your very own living museum filled with latest design articles and quick links to relevant design sites.

Best way to get value from it

1. Art inspirations
2. Fonts
3. Latest design news
4. An aggregated platform for latest design trend

Useful Links

Other than muz.li curated articles, the company has its own blog that fills with great articles: <https://medium.com/@usemuzli>

Medium

Write a story

Medium

Sign in / Sign up

Interesting ideas that set your mind in motion.

Hear directly from the people who know it best. From tech to politics to creativity and more — whatever your interest, we've got you covered.

Get started Learn more

Today's top stories

MORE >

The Simple 10 Step Morning Routine That Changed My Life

404 pages from popular sites — Design Inspiration
via Muzli design inspiration

Photo credit: medium.com

Medium has plenty of great articles of UX insights. These days, you may find that most UX designers, if not all, are on Medium sharing their design experiences and insights. It is worth checking it out every few days.

How to use it

You can view Medium articles without getting an account, but you will not be able to use the site optimally. In order to keep track of the articles and insider tips, I highly recommend that you create an account, enabling you to follow noteworthy personalities and publications, your own interests and tags.

Unlike a social media feed where the content primarily surfaces from the people and organizations you follow, Medium displays much more - content from

publications and tags of your interest, e.g. you may follow tags of UX designs and articles related to UX designs will surface as well.

How not to use it

Some articles are personal opinions or insights. Read it casually, if there's knowledge to gain, great. If not, at least it entertains!

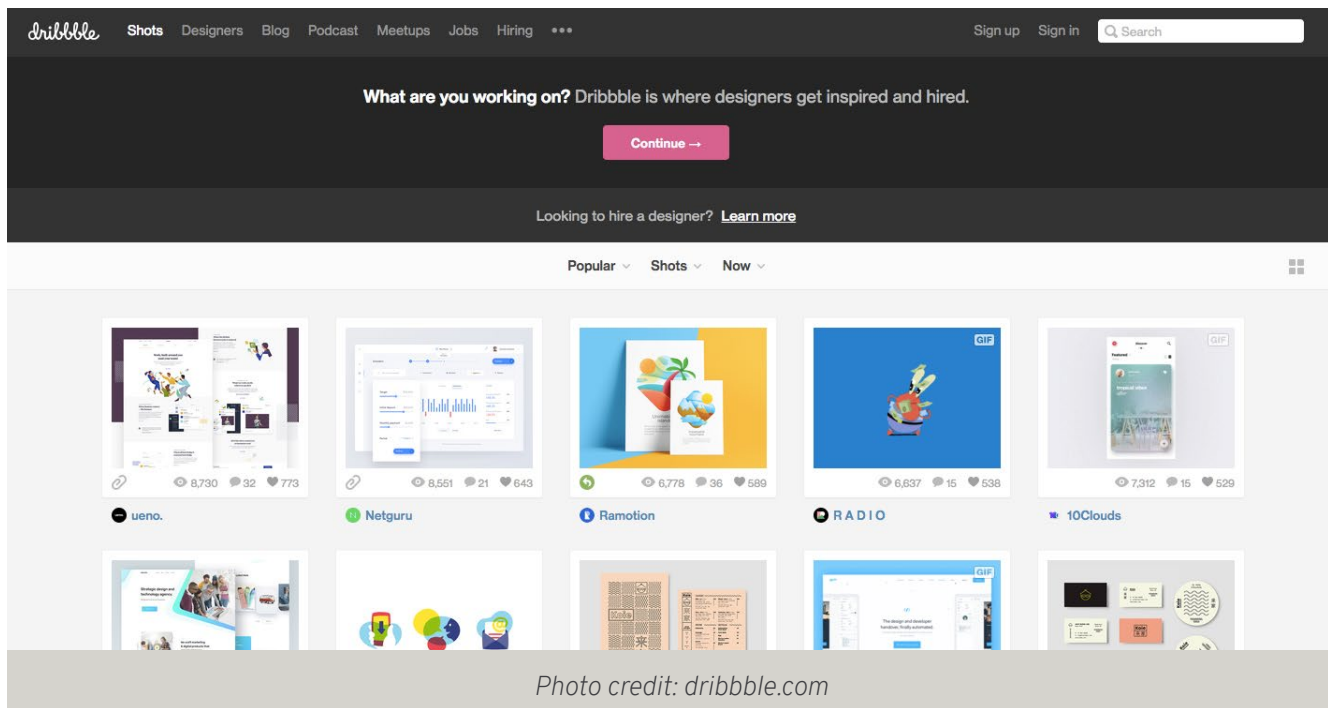
Best way to get value from it

Follow people and tags you are interested in. Many articles are just short reads, read it on the go, while waiting for your bus.

Useful Links

- **Top on Medium:** <https://medium.com/browse/top>
- **Creativity:** <https://medium.com/topic/creativity>
- **Digital Design:** <https://medium.com/topic/digital-design>
- **Popular Stories:** <https://medium.com/topic/popular>

Dribbble



Dribbble is definitely go-to place for inspiration on beautiful UI. Designers frequently post awesome WIP interface to acquire feedback from others. A search for “dashboard” will give you tons of interesting ways to design the dashboard.

How to use it

Look for inspiration, gather graphics for a mood board, you may even publish your personal works to gain feedback from the community. A quick search for “technology” may bring you a hundred and one different concepts of technology design.

How not to use it

You may take ideas from designers posting WIP interface but do not copy. It is ultimately their work. Reference to discuss or analyse what you like and dislike about the work and can apply the mindset to your own.

Best way to get value from it

Follow interesting designers, top agencies such as UENO to get an eye on what they are working on. Fill your feeds by following good players in the design industry.

Useful Links

- **Popular shots:** <https://dribbble.com/shots>
- **Playoffs:** <https://dribbble.com/shots?list=playoffs> (shots with rebounds from multiple players)
- **Latest icon design trend:** <https://dribbble.com/search?q=icon&s=latest>
- **Dashboard:** <https://dribbble.com/search?q=dashboard&s=latest>
- **Animation:** <https://dribbble.com/search?q=animation>

Awwwards

The screenshot shows the Awwwards website interface. At the top, it says "ENGLISH" and "The awards of design, creativity and innovation on the internet". The main navigation bar includes "MENU", a search bar, "AWWARDS®", "ARE YOU MEMBER? REGISTER / LOG IN", and "SUBMIT YOUR SITE!". The main content area features a "Site of the Day" award for "We Are Envoy" by ENVOY FROM U.S.A. WITH 7.15. The award is displayed with four circular progress indicators: DESIGN (7.32), USABILITY (7.21), CREATIVITY (6.63), and CONTENT (7.30). Below the indicators are buttons for "Visit Site", "Visit Case", and "21 Collect me". A "Jury Votes" section shows several profile pictures. The background image is a person in a white tank top with "SURE" written on it.

ENGLISH The awards of design, creativity and innovation on the internet

MENU Q AWWARDS® ARE YOU MEMBER? REGISTER / LOG IN SUBMIT YOUR SITE!

Site of the Day Sep 19, 2017

We Are Envoy
BY ENVOY FROM U.S.A. WITH 7.15

Category	Score
DESIGN	7.32
USABILITY	7.21
CREATIVITY	6.63
CONTENT	7.30

Visit Site Visit Case 21 Collect me Jury Votes

Photo credit: awwards.com

No doubt the place for best websites in the world. It features work done by world-class digital agencies. It is an honour to win SOTD (site of the day) from this company. Not to say SOTY (site of the year).

How to use it

Find latest trend website design. Comprising of not only design pieces, you can also vote for the site of the day, month or year.

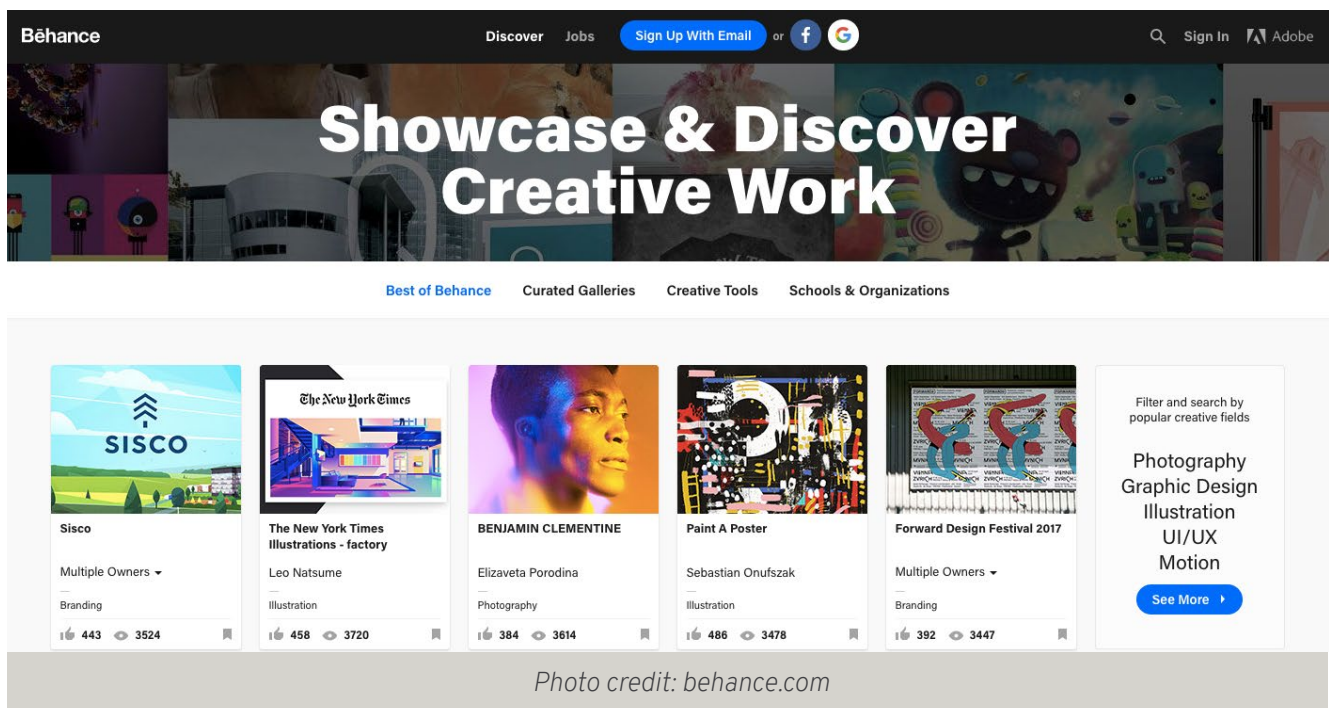
Best way to get value from it

Get inspired from the best featured works. Set a bar to what your design should be and aim to maintain or gradually surpass that.

Useful Links

- **Site of the day:** https://www.awwwards.com/websites/sites_of_the_day/
- **Site of the month:** https://www.awwwards.com/websites/sites_of_the_month/
- **Site of the year:** https://www.awwwards.com/websites/sites_of_the_year/
- **Honorable mentions:** <https://www.awwwards.com/websites/honorable/>

Behance



Behance features all kind of design portfolios done by designers from different industries. The categories that it features are huge. Do not miss them out. You may find award winning apps, brands, package designs and digital art here.

How to use it

You can either be a surfer on Behance, or a contributor on Behance. You may want to begin to upload your works on Behance as a social portfolio.

Best way to get value from it

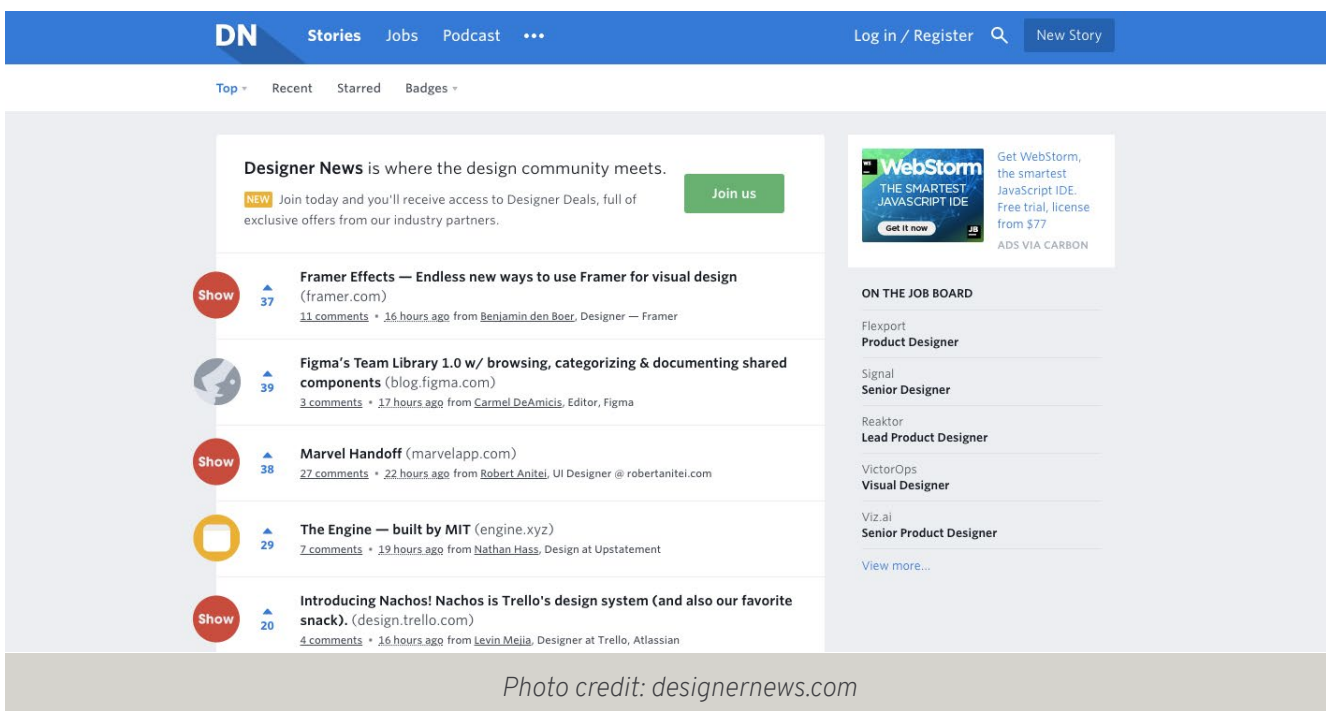
Get the most out of Behance

- By posting only your best works, keep your social portfolio lean and don't be afraid to delete a project if you think it no longer represents you.
- Upload your Work in Progress (WIP) to obtain valuable feedback from the community. People love to see how a design piece together
- Join Curated galleries to increase the rate for schools and organizations to feature your work.

Useful Links

- **Curated galleries:** <https://www.behance.net/galleries>
- **Creative Tools:** <https://www.behance.net/galleries/adobe> (Hand-picked collections of the best work made with our Adobe tools)
- **Best of Behance:** <https://www.behance.net/featured>

DesignerNews



The screenshot shows the DesignerNews website interface. At the top, there is a blue navigation bar with the 'DN' logo, links for 'Stories', 'Jobs', and 'Podcast', and a search icon. Below the navigation bar, there are filters for 'Top', 'Recent', 'Starred', and 'Badges'. The main content area is divided into two columns. The left column features a list of design articles, each with a 'Show' button, a vote count, and a brief description. The right column contains an advertisement for WebStorm and a 'ON THE JOB BOARD' section listing various design roles and companies.

Designer News is where the design community meets.

NEW Join today and you'll receive access to Designer Deals, full of exclusive offers from our industry partners. [Join us](#)

- Framer Effects — Endless new ways to use Framer for visual design** (framer.com)
11 comments • 16 hours ago from Benjamin den Boer, Designer — Framer
- Figma's Team Library 1.0 w/ browsing, categorizing & documenting shared components** (blog.figma.com)
3 comments • 17 hours ago from Carmel DeAmicis, Editor, Figma
- Marvel Handoff** (marvelapp.com)
27 comments • 22 hours ago from Robert Anitei, UI Designer @ robertanitei.com
- The Engine — built by MIT** (engine.xyz)
7 comments • 19 hours ago from Nathan Hass, Design at Upstatement
- Introducing Nachos! Nachos is Trello's design system (and also our favorite snack).** (design.trello.com)
4 comments • 16 hours ago from Levin Mejia, Designer at Trello, Atlassian

ON THE JOB BOARD

- Flexport
Product Designer
- Signal
Senior Designer
- Reaktor
Lead Product Designer
- VictorOps
Visual Designer
- Viz.ai
Senior Product Designer

[View more...](#)

Photo credit: designernews.com

A community where design and technology professionals share interesting links and timely events. Count on DesignerNews to receive the latest design updates and news. The stories are curated and voted to the top by all the industry players.

How to use it

Use the platform to get yourself update with latest design stories happening in the industry.

Best way to get value from it

Check it everyday to get an idea of what is happening in the industry, you may find latest design concept or philosophy, recent updated tools, great featured portfolio, interesting design arguments, etc.

Useful Links

- Top stories of the last week: <https://www.designernews.co/week>
- Latest stories: <https://www.designernews.co/new>
- Hall of fame: https://www.designernews.co/hall_of_fame

Design Inspiration



Web Design, Social Media, Explainer Videos

Photo credit: designinspiration.com

Designsiration is a design hub that is a great source of inspiration. Great designs are discovered and shared everyday!

How to use it

It can be used to look for inspiration on design style and visual art direction. This is a great place to go to if you want images for your mood board.

Best way to get value from it

Just scroll and scan, the list is beautifully curated and updated everyday for inspirations and inspirations only.

Useful Links

- **Popular inspirations:** <https://www.designspiration.net/popular/>
- **Random inspirations:** <https://www.designspiration.net/random/>
- **Black:** <https://www.designspiration.net/colors/000000/>
- **White:** <https://www.designspiration.net/colors/FFFFFF/>

User Onboard

UserOnboard



[Home](#) [Teardowns](#) [Training](#) [Contact](#)

User Onboarding is the process of increasing the likelihood that new users become successful when adopting your product.

Learn some lessons from how popular web apps do it!

Latest teardowns



PayPal



United Airlines

Photo credit: useronboard.com

All, if not most, website or apps require a user onboarding process. So how do you know what's the current and latest standard? User Onboard is the ultimate guide for User Onboarding teardowns, tips & thoughts. Explore how popular sites do their onboarding process and learn a trick or two.

How to use it

Go through the teardowns of popular sites and note the comments given and how you can learn from their slip-ups and improve them.

Best way to get value from it

Go through the teardowns and understand how to design better onboarding process for your next project. Want to see how popular web apps handle their signup experiences? There's every one the author has ever reviewed, all in one handy list.

Useful Links

- <https://www.useronboard.com/onboarding-teardowns/>



Contact us at

hi@jin-design.com

jin-design.com